

LAND TRANSPORT STATISTICS

REPORT FOR THE FINANCIAL YEAR 2023/2024



JULY, 2024

TABLE OF CONTENTS

1.0 INTRODUCTION	2
2.0 TOTAL ISSUED LICENSES.....	2
3.0 CATEGORIES OF ISSUED LICENSES.....	3
3.1 <i>Issued Licenses to Public Service Vehicles</i>	3
3.1.1 Issued PSV Licenses per Seating Capacity.....	4
3.1.2 Issued Licenses for Intercity and Regional Buses per Class of Service.....	5
3.1.3 Licenses Issued to PSV per Zone	5
3.2 <i>Issued Licenses for Goods Carrying Vehicles.....</i>	6
3.2.1 Licenses Issued to Goods Carrying Vehicles per Capacity....	6
3.2.2 Licenses Issued to Goods Carrying Vehicles per Zone.....	7
3.3 <i>Statistics of Private Hire Issued Licenses.....</i>	8
3.3.1 Licenses Issued to Motorcycles.....	8
3.3.2 Licenses Issued to Motor tricycles.....	9
3.3.3 Issued Licenses for Taxi Cabs Services.....	10
3.3.4 Issued Licenses for Ride Hailing Services	10
3.3.5 Licenses issued to Special Hire Vehicles	10
4.0 DRIVERS' REGISTRATION AND CERTIFICATION STATISTICS....	11
4.1 <i>Registered Drivers.....</i>	11
4.2 <i>Certified Drivers.....</i>	12
5.0 VEHICLE TRACKING STATISTICS.....	12
6.0 ANNEXES	14

TABLES


Table 1: Issued Road Licenses by in 2023/2024.....	3
Table 2: Issued PSV by Sub-Categories of Services	4
Table 3: Issued PSV by Sub-Categories of Services in Second Quarter: 2024/25 vs 2023/24.....	4
Table 4: Licenses for Intercity and Regional per class of service.....	5
Table 5: PSV Licenses per Zone in the FY 2023/24 Vs 2022/2021.....	5
Table 6: Licenses issued per carrying capacity.....	6
Table 7: Licenses issued to GCV, FY 2023/2024.....	7
Table 8: Issued Licenses for Private Hire Vehicles, FY 2023/2024	8
Table 9: Issued Licenses to Motorcycles by zone in 2023/24 Vs 2022/23.....	9
Table 10: Issued Licenses to Motor tricycles by zone in 2023/24.....	9
Table 11: Number of Registered, Examined and Certified Drivers in 2023/24	12
Table 12: New Number of Vehicles Fitted with VTDs 2023/2024	13

FIGURES

Figure 1: Summary of Road Licenses Issued in 2023/24 and 2022/23.....	3
Figure 2: Issued PSV per category in 2023/2024.....	4
Figure 3: Licenses issued to PSV per Seating Capacity.....	5
Figure 4 Issued PSV Licenses by Zone, FY 2023/2024	6
Figure 5: Licenses issued per carrying capacity.....	7
Figure 6 : Issued GCV Licenses by Zone, FY 2023/2024	8
Figure 7: Issued Licenses to Motor cycles and Motor tricycles- 2023/2024.....	10
Figure 8: ILicenses issued to Taxi Cabs, Ride Hailing and Special Hire Vehicles- 2023/24.....	11
Figure 9: Registered Drivers 2023/2024.....	11
Figure 10: Number of examined and certified drivers	12

Annexes

Annex 1: Issued PSV Licenses per Region in the FY 2023/24.....	14
Annex 2: Issued GCV Licenses per Region in the FY 2023/2024	15
Annex 3: Licenses issued to Motorcycles per Region for FY 2023/24	16
Annex 4: Licenses issued to Motor Tricycles per Region FY 2023/24	17
Annex 5: Issued Licenses in the Past Five Years	18
Annex 6: License Fees for Public Service Vehicles	19
Annex 7: Procedures for Public Service Vehicles License Application	20
Annex 8: Procedures for Private Hire License Application.....	22
Annex 9: Application Form for Public Service Vehicle License.....	23



Definitions of Terms

Term	Definition
Public Service Vehicle	A motor Vehicle which carries or is intended to carry passengers for hire or reward, whether used or constructed solely for that purpose or not. Public Service Vehicles include Staff Buses, School Buses, Tour Service Vehicles, Commuter buses and Intercity and Regional Buses
	Tour Vehicles A motor vehicle which carries passengers for hire or reward on sightseeing tours or on prearranged transfers and which is driven by the owner or by a person employed by the owner:
	Short Term Licenses A road service license granted under these regulations for a seasonal transportation business normally not exceeding three months or execution of a particular transportation work.
Goods Carrying Vehicle	A motor Vehicle constructed or adapted for hire or reward for the carriage of goods or trailer so constructed or adapted, whether used or constructed or adapted solely for that purpose or not
Private Hire License	A License for private hire service issued by the Authority to the owner of a motor vehicle for a purpose specified in such license

Definitions were extracted from Regulation 3 of the Land Transport Regulatory Authority (Public Service Vehicles, Regulations of 2020

1.0 INTRODUCTION

The Land Transport Regulatory Authority (LATRA) is established under Section 4 of the Land Transport Regulatory Authority Act, Cap. 413. LATRA is mandated to regulate land transport services which include commercial road transport, railways undertaking, commercial underground and cable transport in Mainland Tanzania. The overall duty of the Authority is to enhance the welfare of Tanzanian society by promoting effective competition and economic efficiency of regulated sectors; promoting safety of regulated sectors, including consumers; protecting the interests of consumers; ensuring the availability of safe land transport services; and protecting and preserving the environment.

Section 5(1) (b) of the Land Transport Regulatory Authority Act, Cap 413 mandates the Authority to issue, renew and cancel licenses for Passenger Service Vehicles (PSV), Goods Carrying Vehicles (GCV) and Private Hire Vehicles to ensure availability of safe and quality services. Further, section 5(1) (g) mandate LATRA to monitor the performance of the regulated sectors.

In enhancing availability of regulated land transport services that serve socio-economic needs of the public, the Authority targets to expand and increase the supply of transport services, transform urban transport provision; increase efficiency in provision of regulated transport services; promote regulated transport subsectors; as well as, enhancing competition among regulated suppliers. The Authority ensured operating vehicles meet service standards by issuing road transport service licenses for passenger and goods carrying units as required by respective regulations.

Therefore, this report serves as a reference document for land transport regulatory and service performance for the Authority's stakeholders. The Annual Statistics Report provides a detailed analysis of licenses issued in the regulated road transport market, certified drivers, and vehicles fitted with vehicle tracking devices during the 2023/2024 financial year.

The analysis covers licenses issued by region and by zone. The zones are categorized as follows: Central Zone, comprising Kigoma, Dodoma, Tabora, and Singida regions; Eastern Zone, comprising Morogoro, Mtwara, Dar es Salaam, Pwani, and Lindi regions; Lake Zone, comprising Mara, Mwanza, Kagera, Shinyanga, Geita, and Simiyu regions; Northern Zone, comprising Manyara, Tanga, Arusha, and Kilimanjaro regions; and Southern Zone, comprising Songwe, Mbeya, Rukwa, Njombe, Iringa, Ruvuma, and Katavi regions.

The report further compares performance of financial year 2023/24 against 2022/23 to assess changes in the levels or structure of the regulated market.

2.0 TOTAL ISSUED LICENSES

During the reporting period, the Authority issued licenses for passenger service vehicles, goods carrying vehicles and private hire vehicles. Number of licenses issued to public service vehicles (PSV) declined by 3.7 percent from 50,221 licenses issued in 2022/2023 to 48,349 licenses issued in 2023/2024.

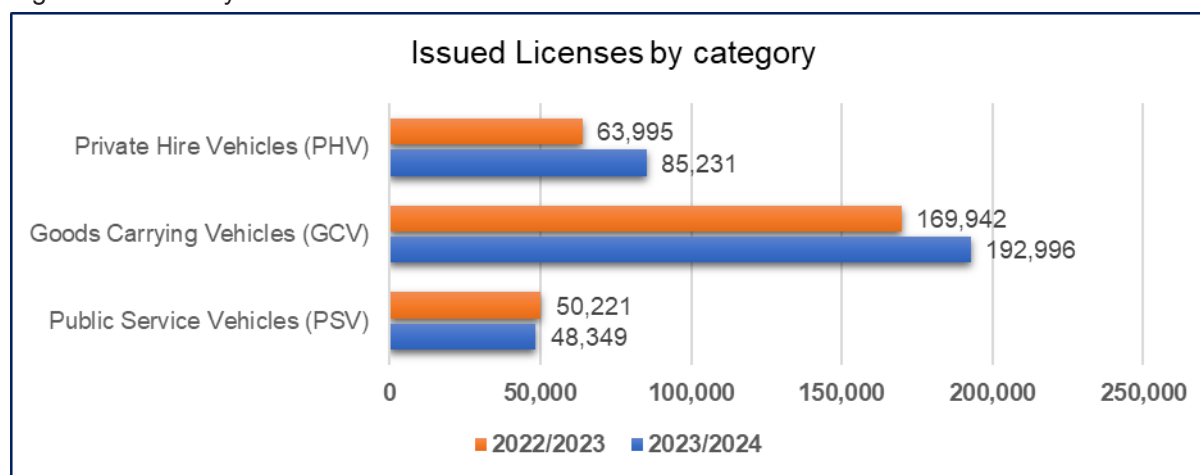
PSV contributed 14.8 percent of road transport service market share in terms of operating units. Goods carrying vehicles, with a market share of 59.1 percent had increased by 13.6 percent compared to financial year 2022/2023. Further, licenses issued to vehicles providing private hire services had increased by 33.2 percent between financial year 2022/2023 and financial year 2023/2024. Of the major categories of services, private hire services contributed 26.1 percent of total licenses issued, as summarised in Table 1 and Figure 1

Table 1: Issued Road Licenses by in 2023/2024

SN	Type of License	2023/2024	2022/2023	% Change	% of Total 2023/24
1	Public Service Vehicles (PSV)	48,349	50,221	-3.7	14.8
2	Goods Carrying Vehicles (GCV)	192,996	169,942	13.6	59.1
3	Private Hire Vehicles (PHV)	85,231	63,995	33.2	26.1
	TOTAL	326,576	284,158	14.9	100.0

Source: LATRA and LGAs

Figure 1: Summary of Road Licenses Issued in 2023/24 and 2022/23



3.0 CATEGORIES OF ISSUED LICENSES

The Authority issues licenses under three main categories: Public Service Vehicles (PSVs), Goods Carrying Vehicles (GCVs), and Private Hire Vehicles (PHVs).

Public Service Vehicles are further classified into Intercity and Regional services, Commuter services, School Bus services, Tour services, Staff Bus services, and Short-Term License services.

Private Hire Vehicles are categorized into Motorcycles, Motor Tricycles, Taxicabs, Ride-Hailing, and Special Hire services.

3.1. Issued Licenses to Public Service Vehicles

Public Service Vehicles (PSV) include commuter, intercity and regional bus services, Tour bus services, School bus services, Staff bus services and Short-Term service Licenses. Public Service vehicles are licensed under the Land Transport Regulatory Authority (Public Service) Regulations, GN 76 of 2020.

Public service vehicles are categorized to provide road transport between two administrative towns (Intercity) or within administrative region (regional buses). There are also license category issued to school buses, tours vehicles, staff buses and commuter buses operating within shorter distances of an urban centre.

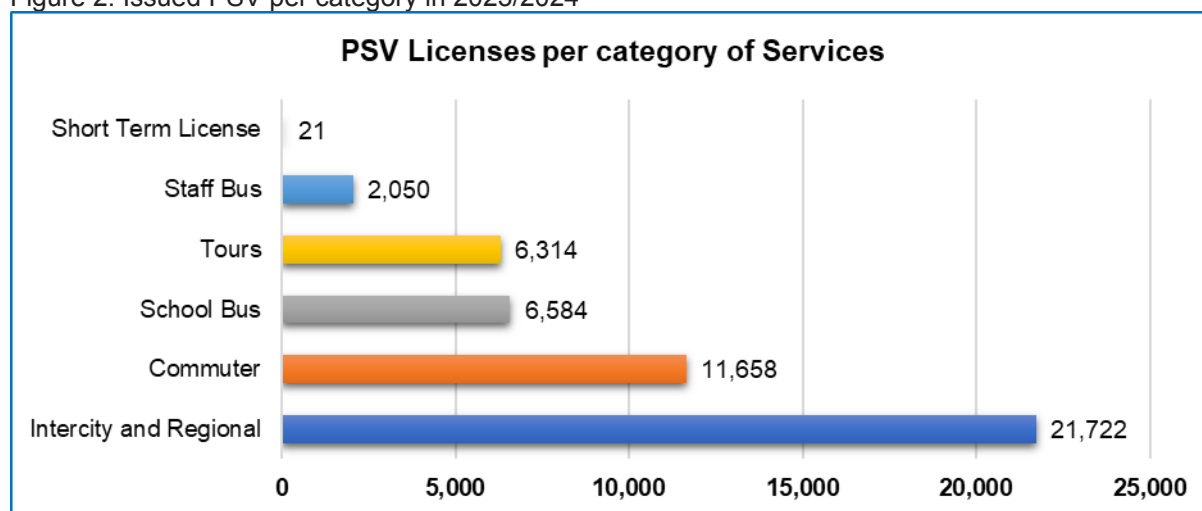
Table 2: Issued PSV by Sub-Categories of Services

S/N	License Category	2023/2024	2022/2023	% Change	%of Total 2023/24
1	Intercity and Regional	21,722	23,809	-8.8	44.9
2	Commuter	11,658	13,149	-11.3	24.1
3	School Bus	6,584	5,598	17.6	13.6
4	Tours	6,314	5,331	18.4	13.1
5	Staff Bus	2,050	2,061	-0.5	4.2
6	Short Term License	21	273	-92.3	0.04
	Total	48,349	50,221	-3.7	100.0

Source: LATRA

Within PSV, Data analysis show that the largest sub-category, with 44.9 percent of issued licenses were for intercity or regional bus services. The second largest sub-categories Licenses issued to commuter buses represented 24.1 percent of all PSV licenses while the share of tour services was 13.1 percent representing fourth largest category. The least share of PSV sub-categories, with representation of 0.04 percent were short term licenses. Table 2 provides a synopsis of issued PSV licenses in the financial year of 2023/2024 and 2022/2023. Figure 2 illustrates the distribution of issued licenses by sub-categories of PSV.

Figure 2: Issued PSV per category in 2023/2024



Source: LATRA

3.1.1 PSV Licenses per Seating Capacity

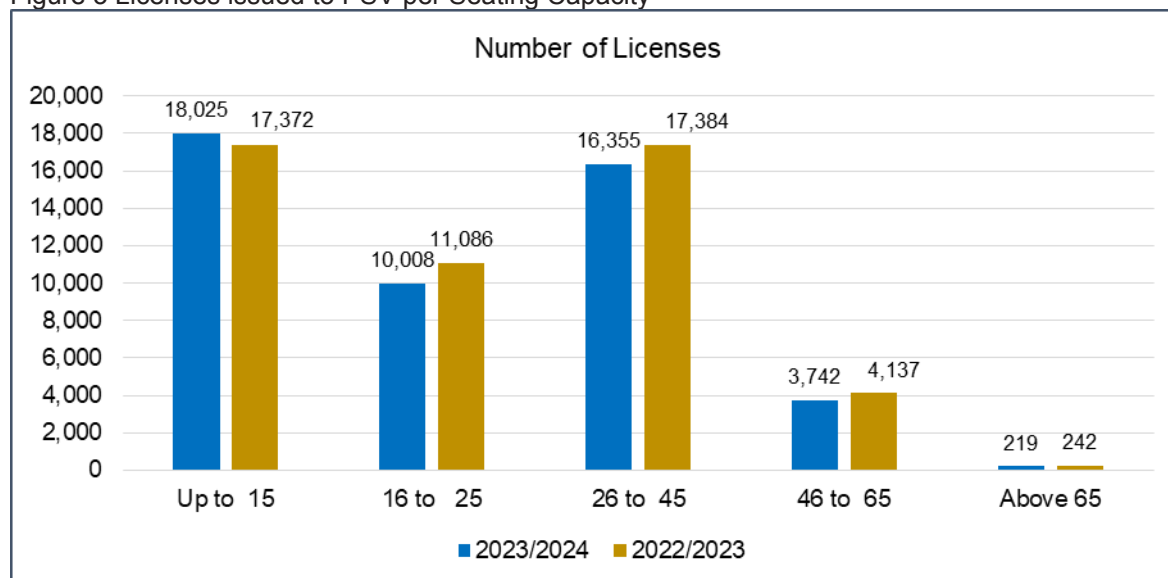
During the period under review, the Authority issued 48,349 licenses to PSV; out of which, buses with seating capacity of up to 15 seats were 37.3 percent being the group with the highest proportional, the second largest group was buses with seating capacity between 26 to 45 passengers. Moreover, it was deduced that 91.8 percent of the licensed PSV during the reporting period had carrying capacity of 45 or less while only 8.2 percent had seating capacity above 45, considered large buses. Table 3 and provide detailed information of licensed PSV by seating capacity. Growth of vehicles with a capacity of 15 seats and below was contributed by 3.8% increase in Tour services vehicles.

Table 3: Licensed PSV by Vehicle Seating Capacity

SN	Seating Capacity	2023/2024	2022/2023	%Change	%of Total
1	Up to 15	18,025	17,372	3.8	37.3
2	16 to 25	10,008	11,086	-9.7	20.7
3	26 to 45	16,355	17,384	-5.9	33.8
4	46 to 65	3,742	4,137	-9.5	7.7
5	Above 65	219	242	-9.5	0.5
	TOTAL	48,349	50,221	-3.7	100.0

Source: LATRA

Figure 3 Licenses issued to PSV per Seating Capacity



Source: LATRA

3.1.2 Licenses for Intercity and Regional Buses per Class of Service

Intercity and regional bus services are further classified as ordinary class, semi-luxury class and luxury class in accordance to Regulation 22 of the Land Transport Regulatory Authority (Public Service) Regulations, GN 76 of 2020.

During the reporting period, 91.1 percent of licenses issued for intercity and regional buses were ordinary class, 8.1 percent semi luxury buses and 0.8 percent luxury buses. Table 4 below summarizes.

Table 4: Licenses for Intercity and Regional per class of service

SN	License Class	2023/2024	2022/2023	%Change	%of Total 2022/23
1	Semi Luxury Bus	1,761	1,495	17.8	8.1
2	Luxury Bus	176	143	23.1	0.8
3	Ordinary Bus	19,785	22,171	-10.8	91.1
	Total	21,722	23,809	-8.8	100.0

Source: LATRA

3.1.3 Licenses Issued to PSV per Zone

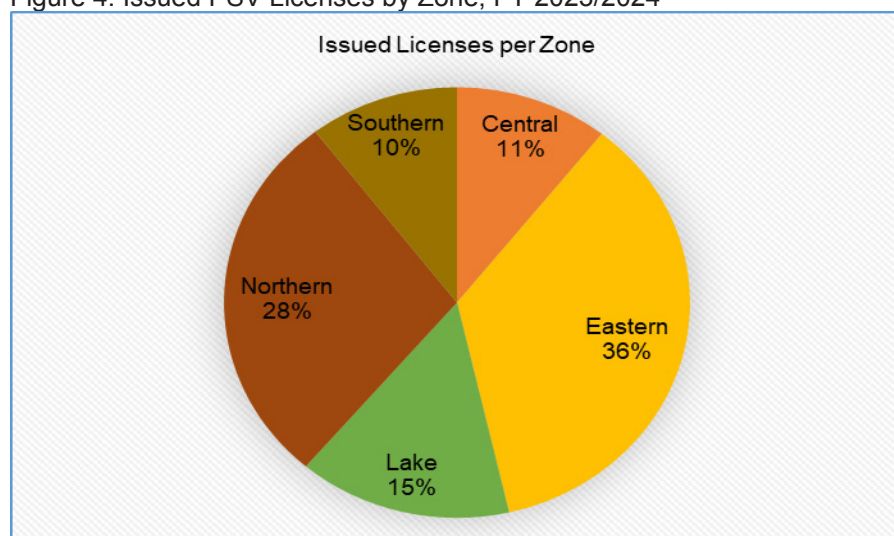
During the period under review, number of licenses issued to the eastern zone, lake zone, northern zone and southern zone declined by 6.8 percent, 11.0 percent, 0.4 percent and 16.4 percent. Whilst number of licenses issued to the eastern zone recorded a growth of 2.6 percent. Table 5 provide details of issued PSV licenses in each administrative regions and clusters of administrative regions (zones) for financial year 2023/2024 and 2022/2023.

Table 5: PSV Licenses per Zone in the FY 2023/24 Vs 2022/2021

SN	ZONE	2023/2024	2022/2023	% Change	% of Total
1	CENTRAL	5,165	5,544	-6.8	10.7
2	EASTERN	17,271	16,840	2.6	35.7
3	LAKE	7,171	8,060	-11.0	14.8
4	NORTHERN	13,713	13,763	-0.4	28.4
5	SOUTHERN	5,029	6,014	-16.4	10.4
	TOTAL	48,349	50,221	-3.7	100.0

Source: LATRA

Figure 4: Issued PSV Licenses by Zone, FY 2023/2024



Source: LATRA

3.2. Issued Licenses for Goods Carrying Vehicles

Goods carrying vehicles are licensed under Regulation 3 of the Transport Licensing (Goods Carrying Vehicle) Regulations, GN 77 of 2020. During the FY 2023/24, a total of 192,996 licenses were issued by the Authority for Goods Carrying Vehicles (GCV) reflecting an increase of 13.6 percent as compared to 169,942 licenses issued during the FY 2022/23. Licenses issued for GCV contributed to about 59.1 percent of the total issued licenses during the reporting period as summarized in Table 1.

3.2.1 Licenses Issued to Goods Carrying Vehicles per Capacity

It was noted during the reporting period that, 33.5 percent of the GCV issued licenses were of carrying capacity between 6 and 10 tons. The second largest category with 32.4 percent of total were large trucks with carrying capacity of 31 tons and above. The smallest share of licenses was issued to goods vehicles with carrying capacity between 26 and 30 tons at 0.4 percent of total licenses issued to goods-carrying vehicles. More details are provided in Table 6 and Figure 5.

Table 6: Licenses issued per carrying capacity

SN	Month	Tare Weight	2023/24	2022/23	% Change	% of Total 2023/24
	C1	Less than 1 ton	10,738	9,937	8.1	5.6
	C2	1 –5 tons	32,985	30,130	9.5	17.1
	C3	6 – 10 tons	64,575	55,404	16.6	33.5
	C4	11 – 15 tons	3,547	3,167	12.0	1.8
	C5	16 – 20 tons	3,734	3,920	-4.7	1.9
	C6	21 – 25 tons	14,159	12,979	9.1	7.3
	C7	26 – 30 tons	721	665	8.4	0.4
	C8	31 tons and above	62,538	53,740	16.4	32.4
	Total		192,996	169,942	13.6	100.0

Source: LATRA

Figure 5: Licenses issued per carrying capacity



Source: LATRA

3.2.2 Licenses Issued to Goods Carrying Vehicles per Zone

During the period under review, number of licenses issued to the central, eastern, lake, northern and southern zones increased by 4.8 percent, 17.7 percent, 1.0 percent, 18.8 percent and 5.6 percent respectively. Table 7 provide details of issued GCV licenses by clusters of administrative regions (zones) for financial year 2023/2024 and 2022/2023.

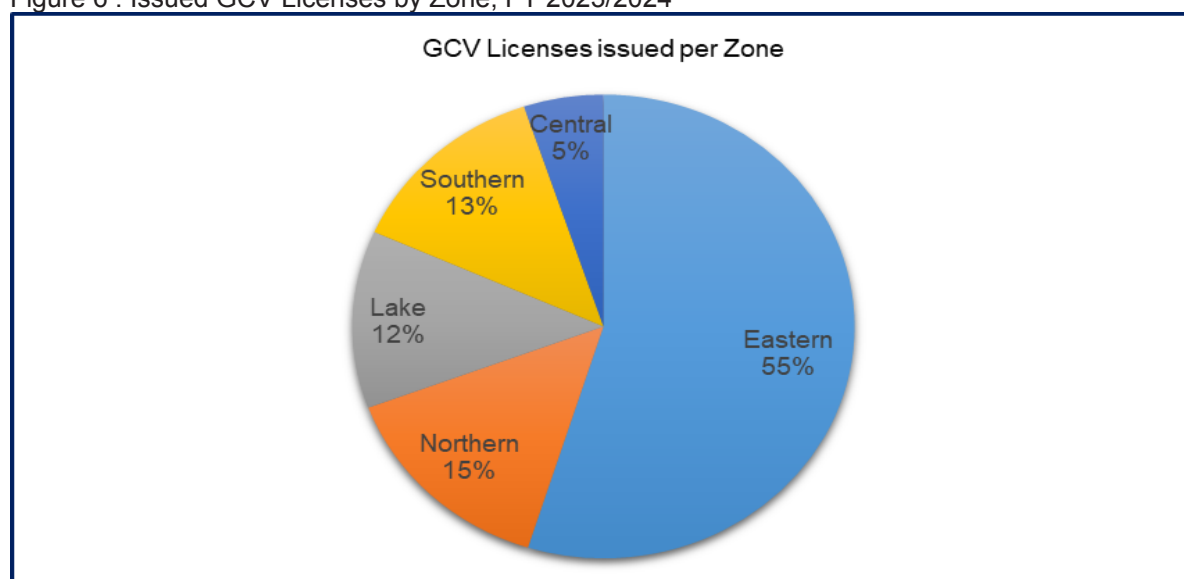
Table 7: Licenses issued to GCV, FY 2023/2024

SN	ZONES	2023/2024	2022/2023	%Change	% of Total 2023/24
1	CENTRAL	9,142	8,726	4.8	4.7
2	EASTERN	109,800	93,250	17.7	56.9
3	LAKE	21,225	21,021	1.0	11.0
4	NORTHERN	29,163	24,540	18.8	15.1
5	SOUTHERN	23,666	22,405	5.6	12.3
	GRAND TOTAL	192,996	169,942	13.6	100.0

Source: LATRA

Further, Figure 6 illustrates the distribution of issued GCV licenses by geographical zones. Data analysis shows that the largest share (55 percent) of Goods carrying vehicles were issued in the Eastern zone, followed by Northern Zone at 15.0 percent, 13 percent in southern zone, 12.0 percent in the Lake Zone and 5.0 percent in the Central Zone of Tanzania.

Figure 6 : Issued GCV Licenses by Zone, FY 2023/2024



Source: LATRA

3.3. Statistics of Private Hire Issued Licenses

During the period under review, The Authority issued a total of 85,231 licenses to private hire vehicles. This achievement was a growth of 33.2 percent compared to 63,995 licenses issued in the financial year 2022/2023. Private hire services include motor cycles, motor tricycles, taxi cabs, ride hailing and- special hire. Licenses issued for Private Hire Vehicles contributed about 26.1 percent of the total issued licenses during the reporting period as summarized in Table 1.

Further analysis revealed that licenses issued to motorcycles in the reporting period recorded the highest market share of 54.1 percent among total issued licenses within the private hire vehicle category, followed by motor tricycles at 26.3 percent as summarized in Table 8.

Table 8: Issued Licenses for Private Hire Vehicles, FY 2023/2024

SN	Type of License	FY 2023/24	FY 2022/23	%Change	% of total 2023/24
1	Motor Cycles	46,146	31,937	44.5	54.1
2	Motor Tricycles	22,408	25,512	-12.2	26.3
3	Taxi Cabs	2,345	2,305	1.7	2.8
4	Ride Hailing	13,402	3,523	280.4	15.7
5	Special Hire	930	718	29.5	1.1
	Total	85,231	63,995	33.2	100.0

Source: LATRA

3.3.1 Licenses Issued to Motorcycles

Motorcycles are two-wheeled motor-driven vehicles intended or adapted for use in the provision of private hire service on roads. Motorcycles are licensed under regulation 4 of the Land Transport Regulatory Authority (Private Hire Services) Regulations, GN 78 of 2020. These Regulations shall apply in relation to Public Hire Vehicles with carrying capacity of below fifteen passengers and shall include motorcycles and motor tricycles

The Authority issued a total of 46,146 licenses for motorcycles during the reported period, being an increment of 44.5 percent compared to a total number 31,937 licenses issued during the similar period of the financial year 2022/2023. The licenses issued for motorcycles contributed about 54.1 percent of the total issued licenses for private hire vehicles as summarized in Table 8 and Figure 7.

(i) Licenses Issued to Motor-cycles by Zone

During the period under review the highest number of licenses for Motorcycles were issued in the southern zone (39.1 percent), followed by central and lake zone each at 17.8 percent. eastern zone contributed 16.4 percent while northern zone recorded the lowest share of 8.9 percent. Table 9 below provide details on the above.

Table 9: Issued Licenses to Motorcycles by zone in 2023/24 Vs 2022/23

S/N	ZONES	2023/2024	2022/2023	% Change	% of Total 2023/2024
1	CENTRAL	8,193	3,624	126.1	17.8
2	EASTERN	7,555	11,851	-36.3	16.4
3	LAKE	8,233	1,935	325.5	17.8
4	NORTHERN	4,122	3,020	36.5	8.9
5	SOUTHERN	18,043	11,507	56.8	39.1
	GRAND TOTAL	46,146	31,937	44.5	100.0

Source: LATRA

3.3.2 Licenses Issued to Motor tricycles

During the period under review the Authority issued a total of 22,408 Licenses (D2) for motor tricycles, recording a decline of 12.2 percent compared to a total of 25,512 licenses issued in the similar period of FY 2022/2023. Licenses issued to tricycles contribute about 26.3 percent of the total private hire licenses during the period under review as summarized in Table 8 and Figure 7.

(ii) Licenses Issued to Motor tricycles by Zone

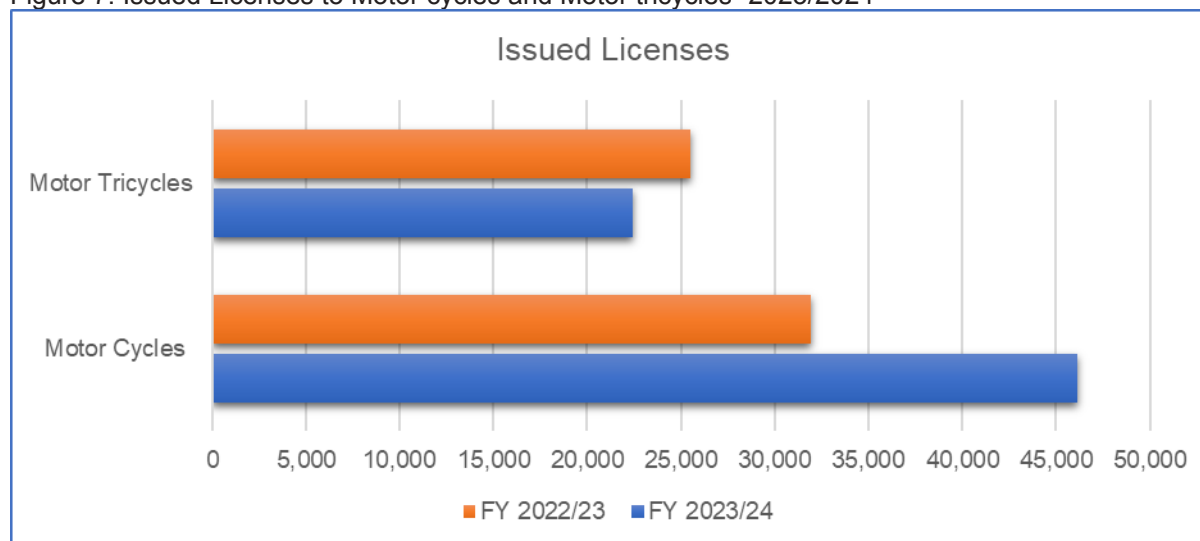
During the period under review the highest number of licenses for motor tricycles were issued in the southern zone (35.9 percent), followed by eastern zone at 25.8 percent, central zone at 14.7 percent and northern zone at 12.9 percent. The lowest share of licenses i.e., 10.7 percent were issued in Lake zone. Table 10 below provide details on the above.

Table 10: Issued Licenses to Motor tricycles by zone in 2023/24

S/N	ZONES	2023/2024	2022/2023	% Change	% of Total 2023/2024
1	CENTRAL	3,300	3,112	6.0	14.7
2	EASTERN	5,782	10,172	-43.2	25.8
3	LAKE	2,404	2,124	13.2	10.7
4	NORTHERN	2,880	2,498	15.3	12.9
5	SOUTHERN	8,042	7,606	5.7	35.9
	GRAND TOTAL	22,408	25,512	-12.2	100.0

Source: LATRA

Figure 7: Issued Licenses to Motor cycles and Motor tricycles- 2023/2024



3.3.3 Issued Licenses for Taxi Cabs Services

Taxi cabs are motor vehicles licensed to transport passengers not exceeding eight persons including the driver in return for a payment of a fare. Taxi cabs are licensed under regulation 4 of the Land Transport Regulatory Authority (Private Hire Services) Regulations, GN 78 of 2020. They are commercial vehicle for private hire purposes.

In the reporting period, the Authority issued 2,345 licenses for taxi cabs service, recording a decline of 1.7 percent when compared to a total of 2,305 licenses issued in a similar period of the previous financial year. Table 8 shows the share of licenses issued to taxi cabs was 2.8 percent of the total private hire service licenses that were issued during the reporting period.

3.3.4 Issued Licenses for Ride Hailing Services

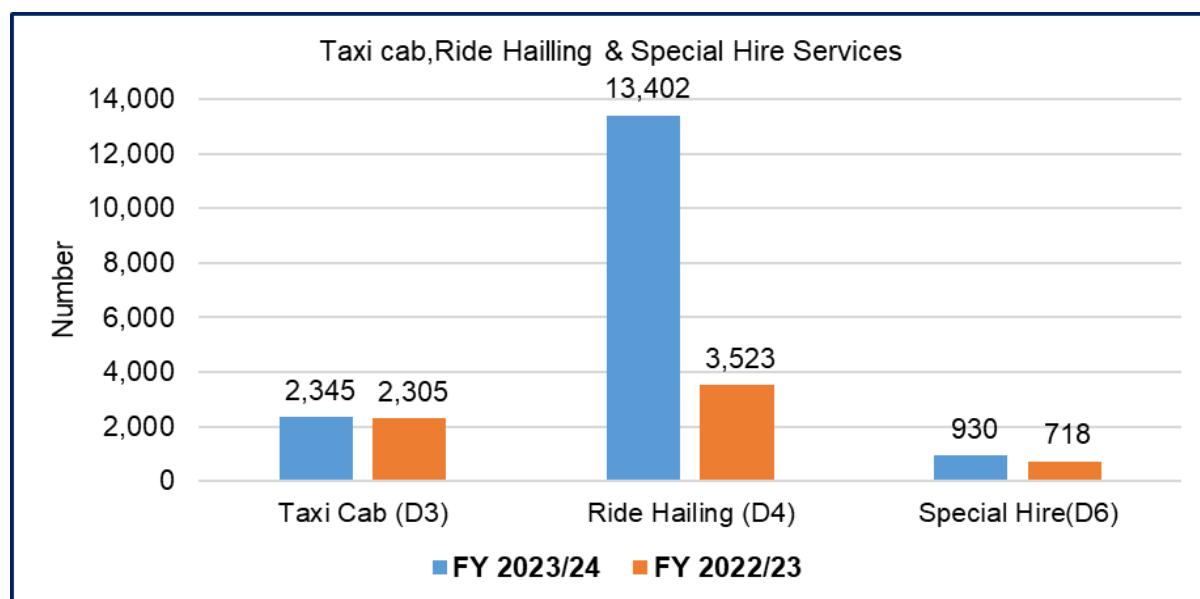
Ride-hailing services are motor vehicles providing services through a ride hailing platform for the purpose of providing private hire services. Ride Hailing are licensed under Regulation 4 of the Land Transport Regulatory Authority (Private Hire Services) Regulations, GN 78 of 2020. They are commercial vehicle for private hire purposes.

During the Financial Year 2023/2024, the Authority issued a total of 13,402 licenses for ride hailing taxi services, recording an increase of 280.4 percent when compared to a total of 3,523 licenses issued in the similar period of the last financial year. Licenses issued to ride hailing taxi services contributed 15.7 percent of the total private hire service licenses issued during the reporting period.

3.3.5 Licenses issued to Special Hire Vehicles

During the Financial Year 2023/2024, the Authority issued a total of 930 licenses for special hire services, recording an increase of 29.5 percent when compared to a total of 718 licenses issued in the similar period of the last financial year. Special Hire Services licenses contributed 1.1 percent of the total issued Private Hire service licenses as summarized in Table 8 and Figure 8.

Figure 8: Licenses issued to Taxi Cabs, Ride Hailing and Special Hire Vehicles- 2023/24



Source: LATRA

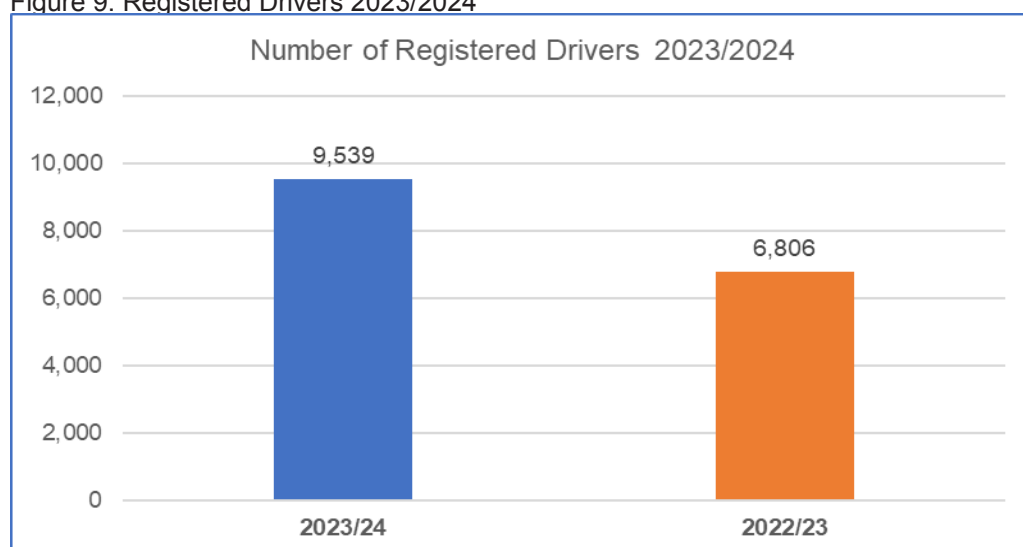
4.0 DRIVERS' REGISTRATION AND CERTIFICATION STATISTICS

Driver's registration and certification is guided by regulation 4(1) of the Land Transport Regulatory Authority (Certification of Commercial Vehicle Drivers and Registration of Crew) Regulation, GN. 81 of 2020. The Authority is implementing registration of the drivers for the purpose of certifying their competence, skills and knowledge to enhance road safety and reduce accidents.

4.1. Registered Drivers

During the period under review, number of registered drivers increased substantially from 6,806 in 2022/23 to 9,539 in 2023/24, representing a 40.2% growth, which reflects expanded registration coverage and increased sector participation.

Figure 9: Registered Drivers 2023/2024



4.2. Certified Drivers

Out of the total 9,539 registered drivers, 3,879 drivers, equivalent to 40.6 percent, were examined. Of the examined drivers, 1,820 drivers, representing 46.9 percent, successfully passed the examination and were certified. The number of drivers who passed examinations increased from 1,029 to 1,820, reflecting a 76.9% growth compared to the previous year. The proportion of examined drivers relative to registered drivers improved from 25.0% to 40.7%, demonstrating enhanced efficiency in engaging registered drivers in the examination process.

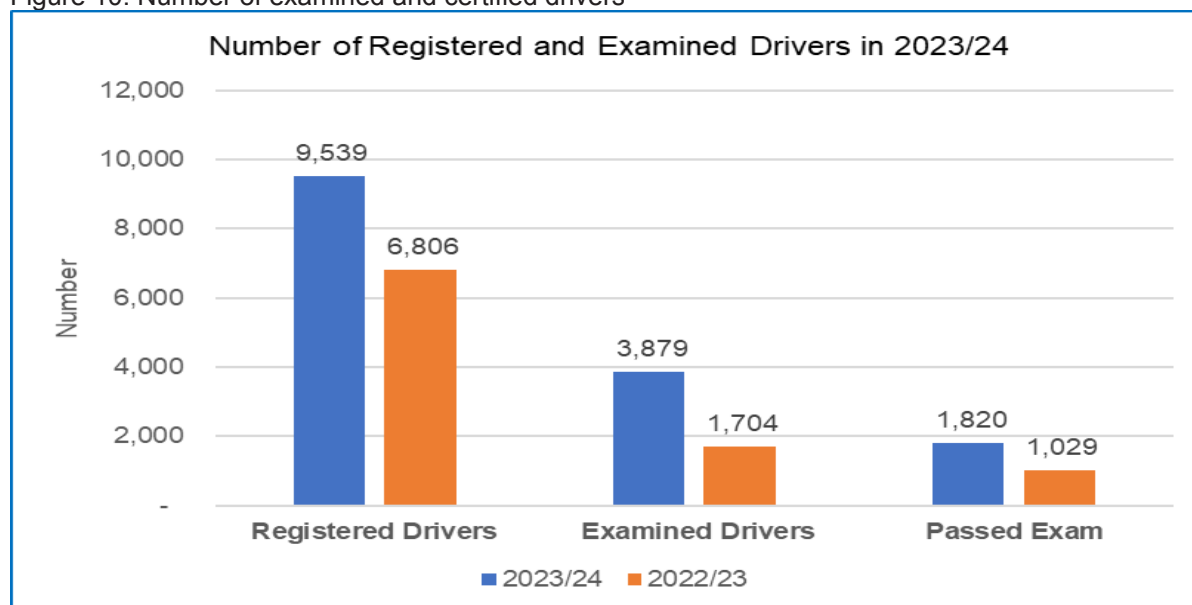
However, the pass rate among examined drivers declined from 60.4% in 2022/23 to 46.9% in 2023/24, indicating that while examination coverage expanded rapidly, driver preparedness may not have kept pace. Table 11 and Figure 9 summarizes.

Table 11: Number of Registered, Examined and Certified Drivers in 2023/24

S/N	Drivers/Year	2023/24	2022/23	%Change
1	Number of Registered	9,539	6,806	40.2
2	Number of Examined	3,879	1,704	127.6
3	Number of Passes	1,820	1,029	76.9
4	% of examined Vs. registered	40.7	25.0	
5	% of pass Vs. examined	46.9	60.4	

Source: LATRA

Figure 10: Number of examined and certified drivers



Source: LATRA

5.0 VEHICLE TRACKING STATISTICS

The Land Transport Authority, Regulation 51 of the Transport Licensing (Public Service Vehicles) Regulation of 2020, stipulates the general provisions of a service provider on their duty to install and maintain vehicle tracking device and report any malfunctions of the device within 24 hours.

Moreover, Regulation 24 (a) of the Transport Licensing (Public Service Vehicles) Regulation of 2020, entails, one of the conditions of a license for inter- city or inter-national public service vehicle is a vehicle that is fitted with a vehicle tracking device (VTS) that is authorized by the Authority. The purpose of installing vehicle tracking devices is to monitor speed of vehicles along the journey; increase compliance of drivers and reducing road accidents.

The term “Activated” means vehicles with a functioning/ active vehicle tracking device, and “Deactivated” means vehicles with a non-active vehicle tracking device, or reported to be non-operating.

During the financial year 2023/2024, a cumulative of 2,509 buses were connected to the Vehicle Tracking System (VTS) indicating a growth of 13.2 percent in comparison with 2022/2023. Cumulatively at the end of June 2024, a total number of 10,772 vehicles were fitted with VTDs, whereby an average of 7,876 vehicles were actively remitting data to the VTS.

Table 13: New Number of Vehicles Fitted with VTDs 2023/2024

MONTH	2023/24		2022/23		2022/23 Vs 2021/22		A	D
	A	D	A	D	% Change A	%Change D	% Total 2023/24	% Total 2022/23
Jul	118	3	212	13	-44.3	-76.9	4.7	4.7
Aug	232	10	205	12	13.2	-16.7	9.2	15.6
Sep	262	4	292	19	-10.3	-78.9	10.4	6.3
Oct	223	5	194	9	14.9	-44.4	8.9	7.8
Nov	228	6	195	7	16.9	-14.3	9.1	9.4
Dec	210	10	197	7	6.6	42.9	8.4	15.6
Jan	177	5	155	1	14.2	400.0	7.1	7.8
Feb	175	4	109	4	60.6	0.0	7.0	6.3
Mar	215	2	136	4	58.1	-50.0	8.6	3.1
Apr	158	4	156	3	1.3	33.3	6.3	6.3
May	270	8	187	3	44.4	166.7	10.8	12.5
Jun	241	3	178	13	35.4	-76.9	9.6	4.7
TOTAL	2,509	64	2,216	95	13.2	-32.6	100	100

Source: LATRA

NOTE:

A: Activated

D: Deactivated

ANNEXES

Annex 1: Issued PSV Licenses per Region in the FY 2023/24

SN	CENTRAL ZONE	2023/2024	2022/2023	% Change	% of Total 2023/24
1	KIGOMA	961	1,008	-4.7	18.6
2	DODOMA	2,063	2,216	-6.9	39.9
3	TABORA	1,231	1,261	-2.4	23.8
4	SINGIDA	910	1,059	-14.1	17.6
	TOTAL CENTRAL ZONE	5,165	5,544	-6.8	100.0
	EASTERN ZONE				
5	MOROGORO	1,699	1,709	-0.6	9.8
6	MTWARA	664	735	-9.7	3.8
7	DSM -EZ	12,673	12,012	5.5	73.4
8	PWANI	1,961	2,010	-2.4	11.4
9	LINDI	274	394	-30.5	1.6
	TOTAL EASTERN ZONE	17,271	16,860	2.4	100.0
	LAKE ZONE				
10	MARA	772	898	-14.0	10.8
11	MWANZA	3,315	3,424	-3.2	46.2
12	KAGERA	724	937	-22.7	10.1
13	SHINYANGA	1,258	1,394	-9.8	17.5
14	GEITA	823	940	-12.4	11.5
15	SIMIYU	279	467	-40.3	3.9
	TOTAL LAKE ZONE	7,171	8,060	-11.0	100.0
	NORTHERN ZONE				
16	MANYARA	931	909	2.4	6.8
17	TANGA	1,668	1,828	-8.8	12.2
18	ARUSHA	7,748	7,771	-0.3	56.5
19	KILIMANJARO	3,366	3,255	3.4	24.5
	TOTAL NORTHERN ZONE	13,713	13,763	-0.4	100.0
	SOUTHERN ZONE				
20	SONGWE	407	535	-23.9	8.1
21	MBEYA	1,553	1,793	-13.4	30.9
22	RUKWA	583	748	-22.1	11.6
23	NJOMBE	659	694	-5.0	13.1
24	IRINGA	627	791	-20.7	12.5
25	RUVUMA	789	941	-16.2	15.7
26	KATAVI	411	512	-19.7	8.2
	TOTAL SOUTHERN ZONE	5,029	6,014	-16.4	100.0
	TOTAL	48,349	50,241	-3.8	

Source: LATRA

Annex 2: Issued GCV Licenses per Region in the FY 2023/2024

CENTRAL ZONE	2023/2024	2022/2023	% Change
KIGOMA	1,506	1,022	47.4
DODOMA	4,791	4,982	- 3.8
TABORA	1,909	1,549	23.3
SINGIDA	935	1,173	- 20.3
TOTAL CENTRAL ZONE	9,142	8,726	4.8
EASTERN ZONE			
MOROGORO	10,329	9,719	6.3
MTWARA	17,418	7,884	120.9
DAR ES SALAAM	56,059	53,538	4.7
PWANI	16,005	14,482	10.5
LINDI	9,989	7,627	31.0
TOTAL EASTERN ZONE	109,800	93,250	17.7
LAKE ZONE			
MARA	2,149	1,087	97.7
MWANZA	5,964	6,410	- 7.0
KAGERA	3,110	2,986	4.2
SHINYANGA	6,582	6,765	- 2.7
GEITA	1,649	1,473	12.0
SIMUYU	1,771	2,300	- 23.0
TOTAL LAKE ZONE	21,225	21,021	1.0
NORTHERN ZONE			
MANYARA	1,739	1,208	43.9
TANGA	5,958	4,252	40.1
ARUSHA	11,070	10,568	4.8
KILIMANJARO	10,396	8,512	22.1
NORTHERN ZONE	29,163	24,540	18.8
SOUTHERN ZONE			
SONGWE	1,994	2,356	- 15.4
MBEYA	5,267	5,245	0.4
RUKWA	1,215	1,077	12.8
NJOMBE	4,254	3,559	19.5
IRINGA	4,378	3,906	12.1
RUVUMA	6,017	5,779	4.1
KATAVI	541	483	11.9
SOUTHERN ZONE	23,666	22,405	5.6
TOTAL	192,996	169,942	13.6

Source: LATRA

Annex 3: Licenses issued to Motorcycles per Region for FY 2023/24

CENTRAL ZONE	2023/2024	2022/2023	% Change	% of Total 2023/24
KIGOMA	757	342	121.3	9.2
DODOMA	6,498	2,758	135.6	79.3
TABORA	286	14	1,942.9	3.5
SINGIDA	652	510	27.8	8.0
TOTAL CENTRAL ZONE	8,193	3,624	126.1	100.0
EASTERN ZONE				
MOROGORO	1,573	390	303.3	20.8
MTWARA	511	101	405.9	6.8
DSM -EZ	3,007	8,966	-66.5	39.8
PWANI	1,729	2,083	-17.0	22.9
LINDI	735	311	136.3	9.7
TOTAL EASTERN ZONE	7,555	11,851	-36.3	100.0
LAKE ZONE				
MARA	3,519	667	427.6	42.7
MWANZA	1,434	167	758.7	17.4
KAGERA	1,527	650	134.9	18.5
SHINYANGA	774	3	25,700.0	9.4
GEITA	854	15	5,593.3	10.4
SIMIYU	125	433	-71.1	1.5
TOTAL LAKE ZONE	8,233	1,935	325.5	100.0
NORTHERN ZONE				
MANYARA	340	82	314.6	8.2
TANGA	1,273	392	224.7	30.9
ARUSHA	2,184	2,516	-13.2	53.0
KILIMANJARO	325	30	983.3	7.9
TOTAL NORTHERN ZONE	4,122	3,020	36.5	100.0
SOUTHERN ZONE				
SONGWE	453	21	2,057.1	2.5
MBEYA	11,278	7,646	47.5	62.5
RUKWA	396	547	-27.6	2.2
NJOMBE	416	137	203.6	2.3
IRINGA	369	576	-35.9	2.0
RUVUMA	4,737	2,566	84.6	26.3
KATAVI	394	14	2,714.3	2.2
TOTAL SOUTHERN ZONE	18,043	11,507	56.8	100.0
TOTAL	46,146	31,937	44.5	

Annex 4: Licenses issued to Motor Tricycles per Region FY 2023/24

CENTRAL ZONE	2023/2024	2022/2023	% Change	% of Total 2023/24
KIGOMA	964	785	22.8	29.2
DODOMA	1,559	1,351	15.4	47.2
TABORA	158	168	-6.0	4.8
SINGIDA	619	808	-23.4	18.8
TOTAL CENTRAL ZONE	3,300	3,112	6.0	100.0
EASTERN ZONE				
MOROGORO	1402	1,054	33.0	24.2
MTWARA	61	165	-63.0	1.1
DSM -EZ	3744	8,440	-55.6	64.8
PWANI	452	466	-3.0	7.8
LINDI	123	47	161.7	2.1
TOTAL EASTERN ZONE	5,782	10,172	-43.2	100.0
LAKE ZONE				
MARA	281	383	-26.6	11.7
MWANZA	865	808	7.1	36.0
KAGERA	17	24	-29.2	0.7
SHINYANGA	748	387	93.3	31.1
GEITA	418	399	4.8	17.4
SIMIYU	75	123	-39.0	3.1
TOTAL LAKE ZONE	2,404	2,124	13.2	100.0
NORTHERN ZONE				
MANYARA	252	242	4.1	8.8
TANGA	649	329	97.3	22.5
ARUSHA	403	848	-52.5	14.0
KILIMANJARO	1,576	1,079	46.1	54.7
TOTAL NORTHERN ZONE	2,880	2,498	15.3	100.0
SOUTHERN ZONE				
SONGWE	693	625	10.9	8.6
MBEYA	4,267	4,122	3.5	53.1
RUKWA	506	499	1.4	6.3
NJOMBE	744	532	39.8	9.3
IRINGA	916	1021	-10.3	11.4
RUVUMA	386	504	-23.4	4.8
KATAVI	530	303	74.9	6.6
TOTAL SOUTHERN ZONE	8,042	7,606	5.7	100.0
TOTAL	22,408	25,512	-12.2	

Source: LATRA

Annex 5: Issued Licenses in the Past Five Years

SN	Licenses	2017/18	2018/19	2019/20	2020/2021	2021/2022	2022/2023	2023/2024	%Total	%Change
1	Public Service Vehicles	55,471	56,788	54,559	49,280	47,547	50,221	48,349	14.80	-3.7%
2	Goods Carrying Vehicles	106,530	114,478	130,364	141,633	143,011	169,942	192,996	59.10	13.6%
3	Motorcycles	32,951	29,904	17,333	18,408	23,151	31,937	46,146	14.13	44.5%
4	Motor Tricycles	30,416	24,467	18,815	19,698	20,577	25,512	22,408	6.86	-12.2%
5	Tax Cabs				291	2,654	2,305	2,345	0.72	1.7%
6	Ride Hailing				943	3,013	3,523	13,402	4.10	280.4%
7	Special Hire						718	930	0.28	29.5%
	Total Issued Licenses	225,368	225,637	221,071	230,253	239,953	284,158	326,576	100.00	14.9%

Source: LATRA

*Transport Licensing (Public Service Vehicles)**GN. NO. 76 (Contd.)*

SECOND SCHEDULE

(Made under regulations 6,8 and 14)

PUBLIC SERVICE LICENCE FEES

	FOR LOCAL OPERATORS		FOR FOREIGN AND TOUR OPERATORS	
SITTING CAPACITY	ANNUAL FEES (TSHS)	FEES FOR THREE MONTHS (TSHS)	ANNUAL FEES (US\$)	FEES FOR THREE MONTHS (US\$)
ORDINARY AND LOWER SEMI LUXURY BUS				
Not exceeding 15 persons	35,000	12,000	50	15
Exceeding 15 persons but not exceeding 25 persons	50,000	20,000	80	20
Exceeding 25 persons but not exceeding 45 persons	90,000	30,000	145	35
Exceeding 45 persons but not exceeding 65 persons	100,000	35,000	150	40
Exceeding 65 persons	140,000	46,000	160	45
Annual application fees	10,000	10,000	10	10
Variation of licence fees	Fifty percent (50%) of the annual fees			
UPPER SEMI LUXURY AND LUXURY BUS				
Exceeding 25 persons	150,000	50,000	180	60
Annual application fees	10,000	10,000	10	10
Variation of licence fees	Fifty percent (50%) of the annual fees			
OTHERS FEES				
1.	Fees for a Short Term Road Transport Licence shall be–			
	(a) for a period not exceeding 7 days			10,000/=
	(b) for a period which exceeds 7 days but does not exceed three months			20,000/=
2.	Other fees shall be-			
	(a) for a duplicate copy or authorization of a lost, destroyed or defaced licence			20,000/=
	(b) for issuing a bus timetable			10,000/=
	(c) for logbook			10,000/=
	(d) emergency permit			10,000/=
	(e) a certificate of registration for a transport company			100,000/=

Procedures for
application of
licence

5.-(1) A person who intends to operate a public service vehicle shall submit an application for a licence to the Authority manually or electronically.

(2) The application under subregulation (1), shall be accompanied with-

- (a) a copy of the certificate of incorporation or registration;
- (b) a copy of motor vehicle registration card;
- (c) a vehicle inspection report; and
- (d) proof of payment of application fees as set out in the Second Schedule to these Regulations.

(3) Without prejudice to subregulation (2), an applicant of an exclusive road service licence shall be required to submit-

- (a) a business plan;
- (b) a safety management plan;
- (c) an emergency response plan;
- (d) a most recent audited financial statement;
- (e) a complaints handling procedure;
- (f) proof of payment of application fees as set out in the Second Schedule to these Regulations; and
- (g) any other documents as the Authority may require.

Land Transport Regulatory Authority (Private Hire Services)

GN. NO. 78 (Contd.)

Procedures
for
application of
licence

5.- (1)An application for a licence shall be accompanied with the following:

- (a) in case of a body corporate, a copy of a certificate of incorporation or registration under the Tanzanian Laws,
- (b) a proof of Tanzanian Citizenship in case of an individual
- (c) a copy of motor vehicle registration card; and
- (d) a valid certificate of motor vehicle road worthiness.

(2) Without prejudice to sub-regulation (1), an application by a ride hailing operator shall be made in a form prescribed in the First Schedule and shall be accompanied with:

- (a) a business plan;
- (b) a safety and rescue management plan;
- (c) an emergency response plan;
- (d) a most recent audited financial statements;
- (e) a ride hailing system design to be integrated with the Authority's licensing system; and
- (f) any other documents as the Authority may at any time require.

Annex 8: Procedures for Private Hire License Application

<i>Land Transport Regulatory Authority (Private Hire Services)</i> <i>GN. NO. 78 (Contd.)</i>	
Procedures for application of licence	<p>5.- (1)An application for a licence shall be accompanied with the following:</p> <ul style="list-style-type: none">(a) in case of a body corporate, a copy of a certificate of incorporation or registration under the Tanzanian Laws,(b) a proof of Tanzanian Citizenship in case of an individual(c) a copy of motor vehicle registration card; and(d) a valid certificate of motor vehicle road worthiness. <p>(2) Without prejudice to sub-regulation (1), an application by a ride hailing operator shall be made in a form prescribed in the First Schedule and shall be accompanied with:</p> <ul style="list-style-type: none">(a) a business plan;(b) a safety and rescue management plan;(c) an emergency response plan;(d) a most recent audited financial statements;(e) a ride hailing system design to be integrated with the Authority's licensing system; and(f) any other documents as the Authority may at any time require.

Transport Licensing (Public Service Vehicles)

GN. No. 76 (Contd.)

FIRST SCHEDULE

(Made under regulation 4)

APPLICATION FOR A ROAD SERVICE LICENCE

Nature of Application: New ☐ Renewal ☐ Change of Route ☐
Period Applied for: Replace ☐ The year ☐ Short-term ☐
ment

A. PARTICULARS OF AN APPLICANT OF A LICENCE

1. Applicant Name in full

.....
(Name/Company/Partners - in BLOCK LETTERS)

2. Postal Address

.....

Office Mobile Phone 1: Applicant's Mobile
..... Phone:.....

E-mail:
.....

3. Physical Address:

Street: Plot Number: Office
..... Number:.....

4. Have you had a previous application Yes: ☐ No: ☐
refused/suspended or revoked?

If Yes, state when and where previous application refusal,
licence suspension or revocation was made

.....
State reasons for application refusal, licence suspension or
revocation and date

5. Particulars of Transport Officer or Supervisor:

(a) Name:
.....

(b) Qualification:
.....

(c) Mobile
Phone:.....

6. Particulars of garage where vehicles are/will be serviced:

(a) Garage Name:
.....

(b) Physical

GN. No. 76 (Contd.)

(c) Garage Supervisor's name and qualification:

.....

1. List of vehicles (to be attachment in case of a body corporate)

2. Motor Vehicle Registration Number (in case of

individual):.....

3. Make:

4. Carrying capacity (maximum number of passengers allowed)

.....

5. Classes of services:

Ordinary ☐ Lower Semi Upper Semi ☐ ☐ Luxury bus ☐
bus luxury bus luxury bus

1. Area or route(s) in or over which it is desired to operate:

.....

2. Nature/Type of service (tick appropriate (✓))

Inter-city bus ☐ Commuter bus ☐ School bus ☐ International ☐
(daladala)

Staff bus ☐ Rural-urban-rural ☐ Private hire ☐ Yours ☐

Any other
(specify)....

3. Proposed Timetable:

Outward journey:.....

Return journey:.....

• • • •

Proposed fare table in case of luxury service:

Tshs. per passenger trip

1. First application shall be accompanied by the items listed below:

(a) Vehicle Registration Card,

(b) Vehicle Inspection Report, and

(c) Certificate of Incorporation (in case of a body corporate).

2. Renewal application shall be accompanied by a Vehicle

Transport Licensing (Public Service Vehicles)

GN. NO. 76 (Contd.)

Inspection Report.

3. The Authority may require more particulars or document at any time.

I/We hereby declare that to the best of my/our knowledge and belief all the information provided in this application is true.

Full Name: Signature:.....

.....

Designation: Date:.....

.....

FOR OFFICIAL USE ONLY

4. Verification and Approval

(a) Not Approved:

Provide reasons

.....

(b) Approved:

Start Date: Expiry Date:

.....

Officer's Name in full:

.....

Designation:

.....

Signature:

.....

Date :

.....

Amount paid: Receipt No.

.....

Date : Signature:

.....

Transport Licensing (Public Service Vehicles)

GN. NO. 76 (Contd.)

LICENSEE'S FILE NUMBER:

.....

The Transport Licensing (Public Service Vehicles) Regulations,
2020

CAUTION:

1. Knowingly making a false statement for the purpose of obtaining the grant of a licence is an offence punishable by fine or imprisonment.
2. Any change of particulars provided in this Form should be communicated to Authority otherwise you will be committing an offence under these Regulations.

Transport Licensing (Goods Carrying Vehicles)

GN. NO. 77 (Contd.)

FIRST SCHEDULE

(Made under regulation 5)

APPLICATION FOR CARRIER'S LICENCE

Nature of application: ☐ New ☐ Renewal ☐ Replacement

Period applied for:

A. PARTICULARS OF APPLICANT

1. Business Name in full
(Company/Partners/Sole Trader- in BLOCK LETTERS)
2. Postal address Tel.
Fax: E-mail:
3. Do you hold or previously held a Transport Licence? ...Yes/No
if Yes, state licence numberand date of expiry ...and where issued
4. Have you had a previous application refused/suspended or revoked
?.....Yes/No
If Yes, state when and where previous application refusal, licence suspension or revocation was made, State reasons for application refusal, licence suspension or revocation :and date
.....

B. PARTICULARS OF VEHICLE FOR WHICH LICENCE IS SOUGHT

i. Reg. No ii. Make:
:
iii. Model : iv. Town where

Transport Licensing (Goods Carrying Vehicles)

GN. NO. 77 (Contd.)

Vehicle Based:
(b) Number of axles for goods carrying vehicles:

<input type="text"/>	Prime-mover 2 axles	<input type="text"/>	Prime-mover 3+ axles	<input type="text"/>	Semi-Trailer	<input type="text"/>	Full Trailer
<input type="text"/>	Truck 2 axles	<input type="text"/>	Truck 3 axles	<input type="text"/>	Truck 4+axles	Others Specify	

c) Classes and Types of services

(Please specify services according to design of vehicle. i.e For carrying refrigerated goods, medicine, cattle, dangerous goods, etc.)

.....

vi. Carrying capacity

.....

C. DOCUMENTS TO BE ATTACHED

This application must be accompanied by the items listed below. The licensing may require more particulars.

(1) FIRST APPLICATION

- (a) a copy of Motor Vehicle Registration Card
- (b) Proof of payment of licence fees
- (c) Vehicle road worthiness certificate; and
- (d) Any other document(s) that may be requested by the authority.

Additional documents in case of a company

- (a) a copy of the certificate of incorporation
- (b) a safety management plan
- (c) an emergency response plan; and
- (d) any other documents as the Authority may at any time require.

(2) RENEWAL

- (a) proof of payment of the Authority's levy for the preceding year;
- (b) a certified copy of the vehicle inspection report; and
- (c) any other document as the Authority may at any time require.

D. DECLARATON

I/We hereby declare that to the best of my/our knowledge and belief all the information provided in this application is true.

Name in full:

Transport Licensing (Goods Carrying Vehicles)

GN. NO. 77 (Contd.)

Signature: Date:
.....

FOR OFFICIAL USE ONLY

Amount paid:	Receipt No.	Date: Signature:
-----------------------	----------------------	---------------------------------------

Verification and Recommendation

Comments:
Start Date: ... Expiry Date:

Officer's name in full:
Designation:
Signature: Date :

Approval

Comments
Start Date: Expiry Date:
.....

Officer's name in full:
.....
Designation:
.....
Signature:Date:
.....

OPERATOR'S FILE NUMBER	LICENCE NUMBER	ROUTE ID
------------------------------------	-------------------------	-------------------

Caution

Knowingly making a false statement for the purpose of obtaining the grant of a licence is an offence is punishable by fine or imprisonment

Land Transport Regulatory Authority (Private Hire Services)

GN. No. 78 (Contd.)

FIRST SCHEDULE

(Made under regulation 4,5,14(1),

THE UNITED REPUBLIC OF TANZANIA

APPLICATION FOR PRIVATE HIRE SERVICE LICENCE

Nature of Application:

New

☐

Renewal

☐

Period Applied for:

Replacement

☐

One year

☐

PARTICULARS OF AN APPLICANT OF A LICENCE

1. Applicant's Name in full
.....
.....
(Name/Company/Partners - in BLOCK LETTERS)
2. Postal Address
Postcode:.....
Office Mobile Phone 1:. Applicant's
..... Mobile
Phone:.....
..
E-mail:
.....
.....
3. Physical Address:
Street: Plot Office
Numb Number:.....
er:
.....
.....
.....
4. Have you had a previous Yes: ☐ No: ☐
application refused/suspended or
revoked?
If Yes, state when and where previous application
refusal, licence suspension or revocation was made
.....
....
State reasons for application refusal, licence
suspension or revocation and date
.....
.....
5. Particulars of Transport Officer or Supervisor:
Name:
.....
.....
Qualification:

Land Transport Regulatory Authority (Private Hire Services)

GN. NO. 78 (Contd.)

.....
.....
Mobile
Phone:.....
.....

PARTICULARS OF VEHICLE FOR WHICH A LICENCE IS SOUGHT

1. List of vehicles (to be attachment in case of a body corporate)
2. Motor Vehicle Registration Number (in case of individual):.....
.....
3. Make:.....
.....
4. Carrying capacity (maximum number of passengers allowed)
5. **Category of services:**
Motorcycle ☐ Taxi cab ☐ Ride haili ☐
Service
Tricycle ☐ Ride sharing Any of ☐
(specify).....
.....

C. DOCUMENTS TO BE PROVIDED DURING APPLICATION

1. First application shall be accompanied by the items listed below:
 - (a) Vehicle Registration Card,
 - (b) a valid certificate of motor vehicle road worthiness, and
 - (c) Certificate of Incorporation (in case of a body corporate).
2. **Renewal application** shall be accompanied by the items listed below:
 - (a) a valid certificate of motor vehicle road worthiness, and
 - (b) Tax Clearance Certificate.
3. The Authority may require more particulars or document at any time.

I/We hereby declare that to the best of my/our knowledge and belief all the information provided in this application is true.

Full Name: Signature:.....
.....
Designation: Date:.....
.....

Land Transport Regulatory Authority (Private Hire Services)

GN. NO. 78 (Contd.)

..... .

FOR OFFICIAL USE ONLY

4. Verification and Approval

(a) Not Approved:
Provide reasons

.....

(b) Approved:

Start Date: Expiry Date:
.....
.....

Officer's Name in full:

.....
.....

Designation:

.....

Signature:

.....

Date :

.....

Amount paid: Receipt No.
.....

Date Signature:
.....
.....

LICENSEE'S FILE NUMBER: LICENCE
..... NUMBER:
.....

ROUTE ID:
.....

The Land Transport (Private Hire Public Service
Vehicles) Regulations, 2020

CAUTION:

Making a false statement for the purpose of
obtaining the grant of a licence is an offence
under the LATRA Act of 2019 and is punishable
by fine or imprisonment.

Any change of particulars provided in this Form
should be communicated to LATRA otherwise
you will be committing an offence under these
Regulations.



Director General,

**Land Transport Regulatory Authority,
Head Office,
P. O. BOX 1742,
60 Lusinde Street,
41104 Tambukareli Street,
Dodoma**

www.latra.go.tz

0800 1100 19 / 0800 1100 20